

2019 GRIFOLS' SOCIO-ECONOMIC IMPACT

People

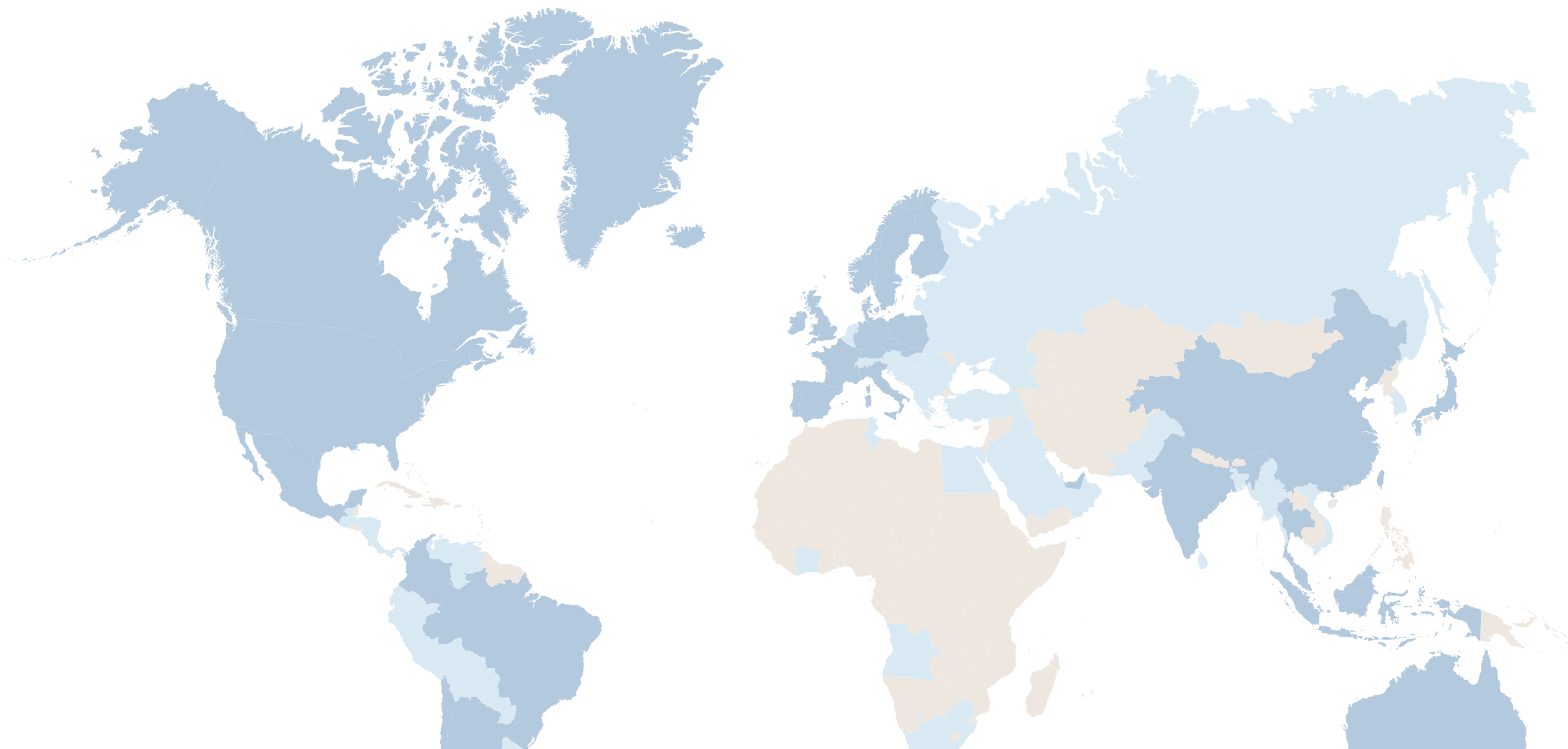
People

GRIFOLS

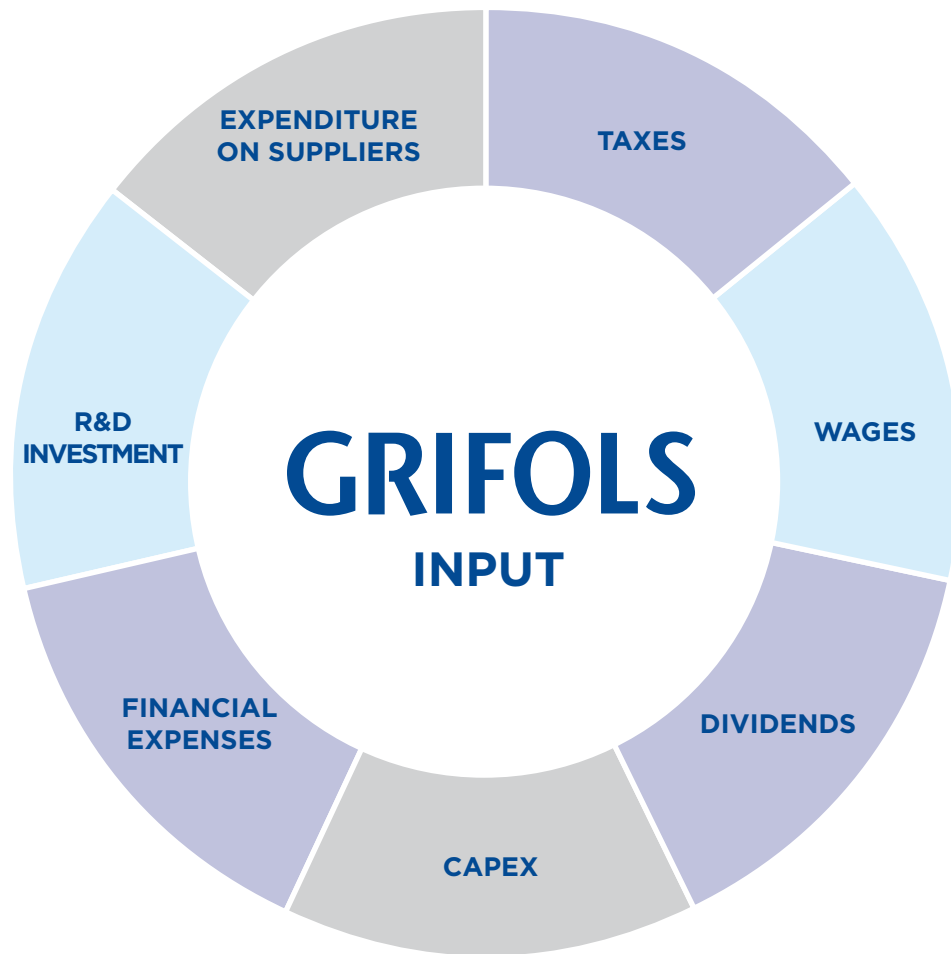


We have determined the socio-economic impact of our activity on the economy of the United States, Spain, Germany and Ireland in terms of wealth generation and job creation during 2019.

GRIFOLS



COMMITTED TO SUSTAINABLE GROWTH

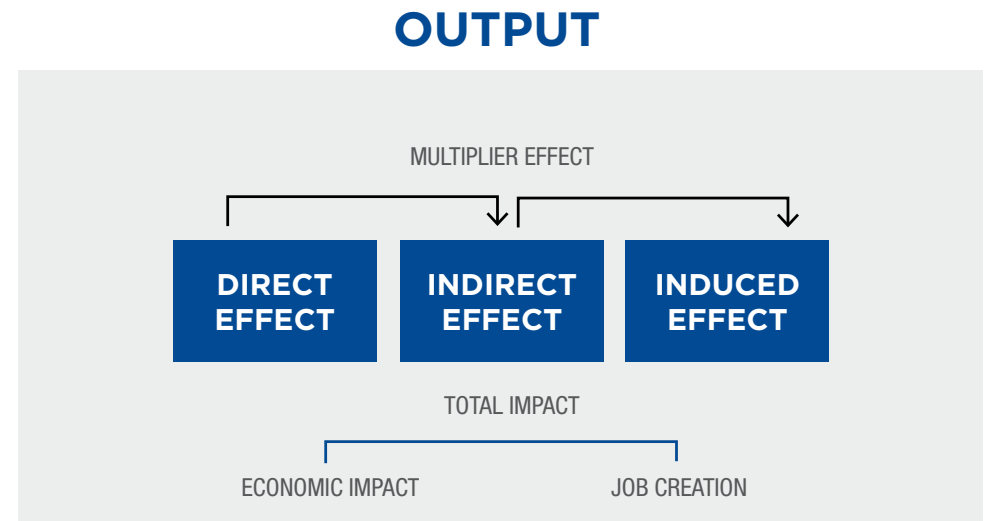


Grifols has determined the socio-economic impact of its activity on the economy of the United States, Spain, Germany and Ireland in terms of wealth generation and job creation during 2019.

To this end, the input-output analysis is used, a method in which with known inputs (expenditure on suppliers of goods and services, R+D investment, CAPEX, expenditure made by employees based on the wages

received, main taxes, dividends to individuals and legal entities and the interest paid to banks) it is possible to obtain the outputs associated with the activities carried out by Grifols.

The Input – Output framework is an accounting statistical instrument in which all the production and distribution operations that take place in an economy in a given period of time are represented.



MAIN SOCIO-ECONOMIC IMPACTS

Total economic impact M€

8,500

Impact of economic growth
2019 vs 2018

+15%

Total job creation

148,000

Job creation growth
2019 vs 2018

+15%

GRIFOLS' DIRECT ECONOMIC IMPACT AMOUNTS TO EUR 4.400 MILLION. ADDITIONALLY, GRIFOLS GENERATES AN INDIRECT AND INDUCED IMPACT OF EUR 4.100 MILLION

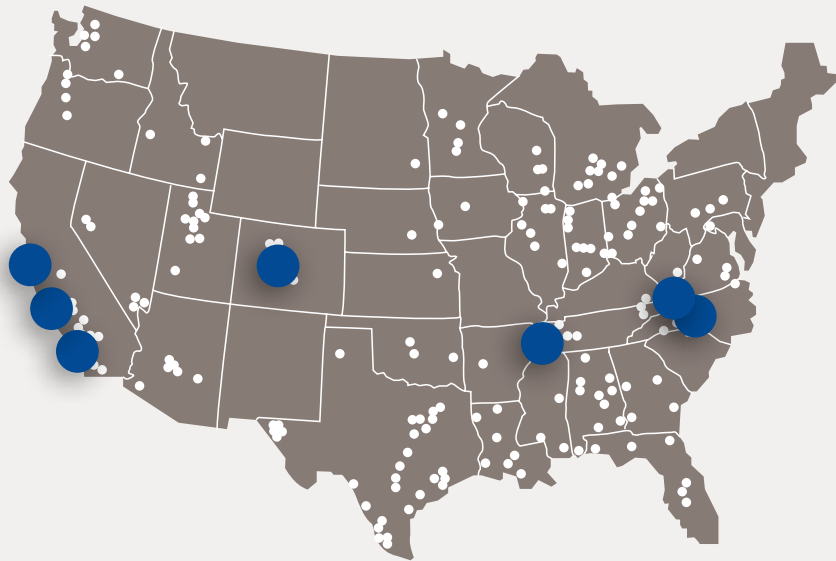
41% OF GRIFOLS' IMPACT STEMS FROM ITS PLASMA CENTER NETWORK

GRIFOLS GENERATES 148,000 JOBS IN TOTAL, INCLUDING 125,000 INDIRECT AND INDUCED JOBS

GRIFOLS GENERATES 5.4 JOBS FOR EVERY 1 JOB IT CREATES

60% OF JOBS ARE LINKED TO GRIFOLS PLASMA CENTERS

SOCIO-ECONOMIC IMPACT IN THE UNITED STATES



Economic impact M\$

7,000
+5% vs 2018

52%
from plasma centers

Multiplier effect

x1.9 of Grifols' operations in the U.S economy

Job creation

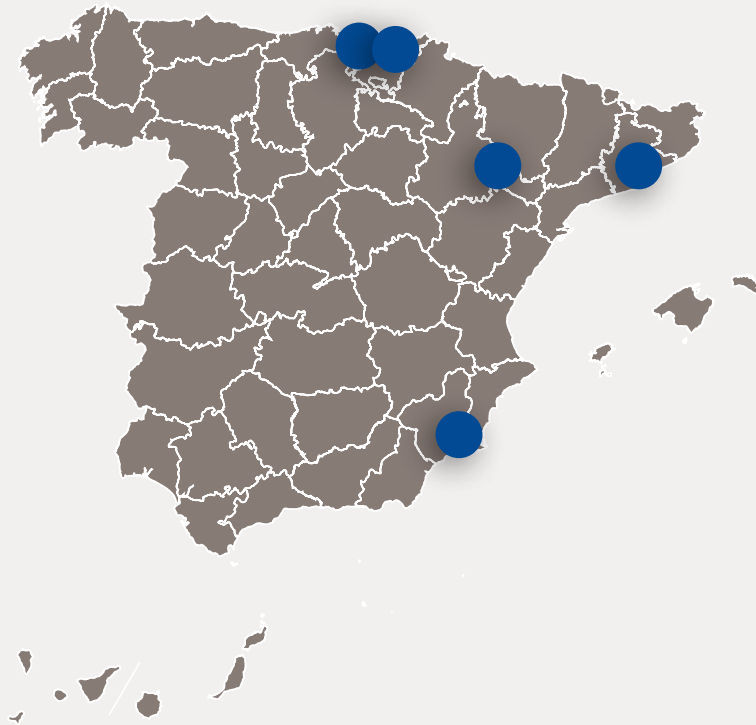
130,000
+13% vs 2018

66%
from plasma centers

Multiplier effect

x7.4 Grifols generates 6.4 jobs in the U.S. economy for every 1 job it creates

SOCIO-ECONOMIC IMPACT IN SPAIN



Economic impact M€

1,700

+17% vs 2018

Multiplier effect

x2.1

of Grifols' operations in the Spanish economy

Job creation

14,000

+10% vs 2018

+8%

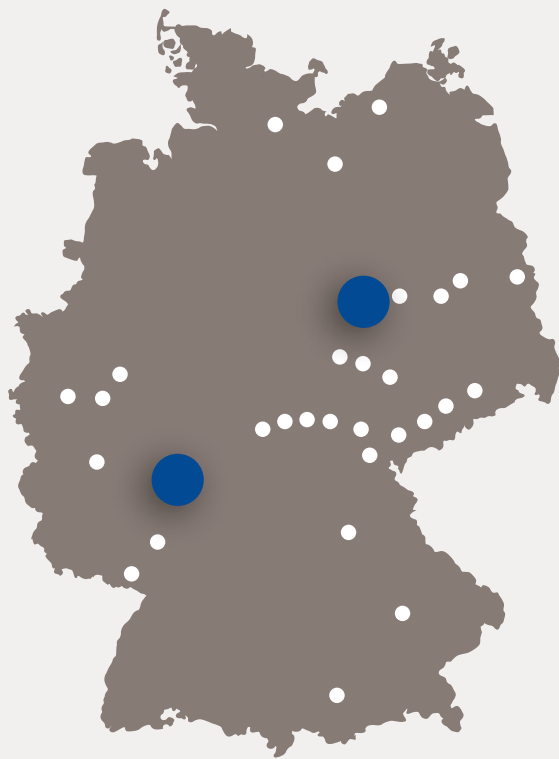
vs 2018 in direct job creation

Multiplier effect

x3.3

Grifols generates 2.3 jobs in the Spanish economy for every 1 job it creates

SOCIO-ECONOMIC IMPACT IN GERMANY



Economic impact M€

365

63%

from plasma centers

Multiplier effect

x2.1

of Grifols' operations in the German economy

Job creation

3,400

77%

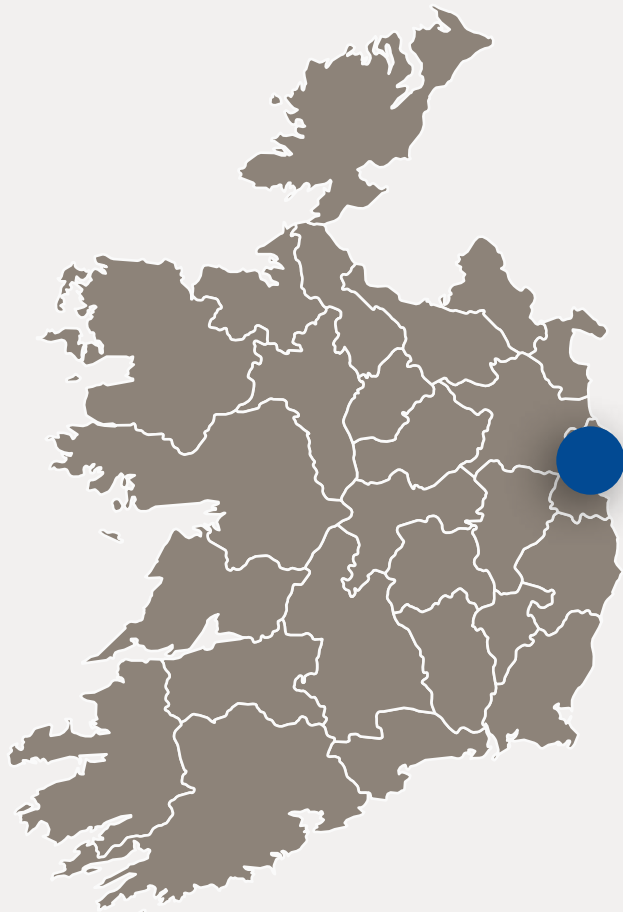
from plasma centers

Multiplier effect

x2.5

Grifols generates 1.5 jobs in the German economy for every 1 job it creates

SOCIO-ECONOMIC IMPACT IN IRELAND



Economic impact M€

185

Multiplier effect

x2.2 of Grifols' operations in the Irish economy

Job creation

850
+10% vs 2018

+33%
vs 2018 in direct jobs

Multiplier effect

x4.0 Grifols generates 3.0 jobs in the Irish economy for every 1 job it creates

▶ A BUSINESS MODEL FOCUSED ON SUSTAINABLE VALUE CREATION

GRIFOLS' VALUE CREATION IS REFLECTED IN ITS FOUR MAIN DIVISIONS AND ITS ONGOING PURSUIT TO OFFER CROSS-CUTTING SERVICES THAT BOLSTER THE ORGANIZATION AND GENERATE NEW OPPORTUNITIES.

FOUR DIVISIONS



BIOSCIENCE

Leaders in the production of plasma-derived medicines

78%
OF REVENUES



DIAGNOSTIC

Leaders in cutting-edge diagnostic solutions to analyze blood and plasma, including the development and production of reagents and medical devices

14%
OF REVENUES



HOSPITAL

Pharmaceutical specialty products for hospital use and innovative technology, software and service solutions to optimize hospital pharmacy operations.

3%
OF REVENUES



BIO SUPPLIES

Biological products for non-therapeutic use

5%
OF REVENUES

GRIFOLS ENGINEERING

Since its origins, Grifols has focused its efforts on in-house engineering as a lever to innovate and continuously improve its industrial productivity. Grifols Engineering is dedicated to designing and constructing specialty machinery, as well as providing specialized engineering solutions to optimize biotech processes and manufacturing systems.

GRIFOLS TRAVEL AGENCY

As an international company with a strong U.S. presence and subsidiaries in 30 countries, Grifols decided to establish its own travel agency – Grifols Viajes – in order to better manage the global mobility of its workforce. Grifols Viajes offers Grifols' employees the flexibility they need to plan their trips and optimize work-life balance. The agency also coordinates corporate events, conferences and other internal meetings.

GRIFOLS AROUND THE WORLD

Global headquarters

1

Manufacturing plants

15

R+D+i centers

9

Bioscience Division Centers

5

Diagnostic Division Centers

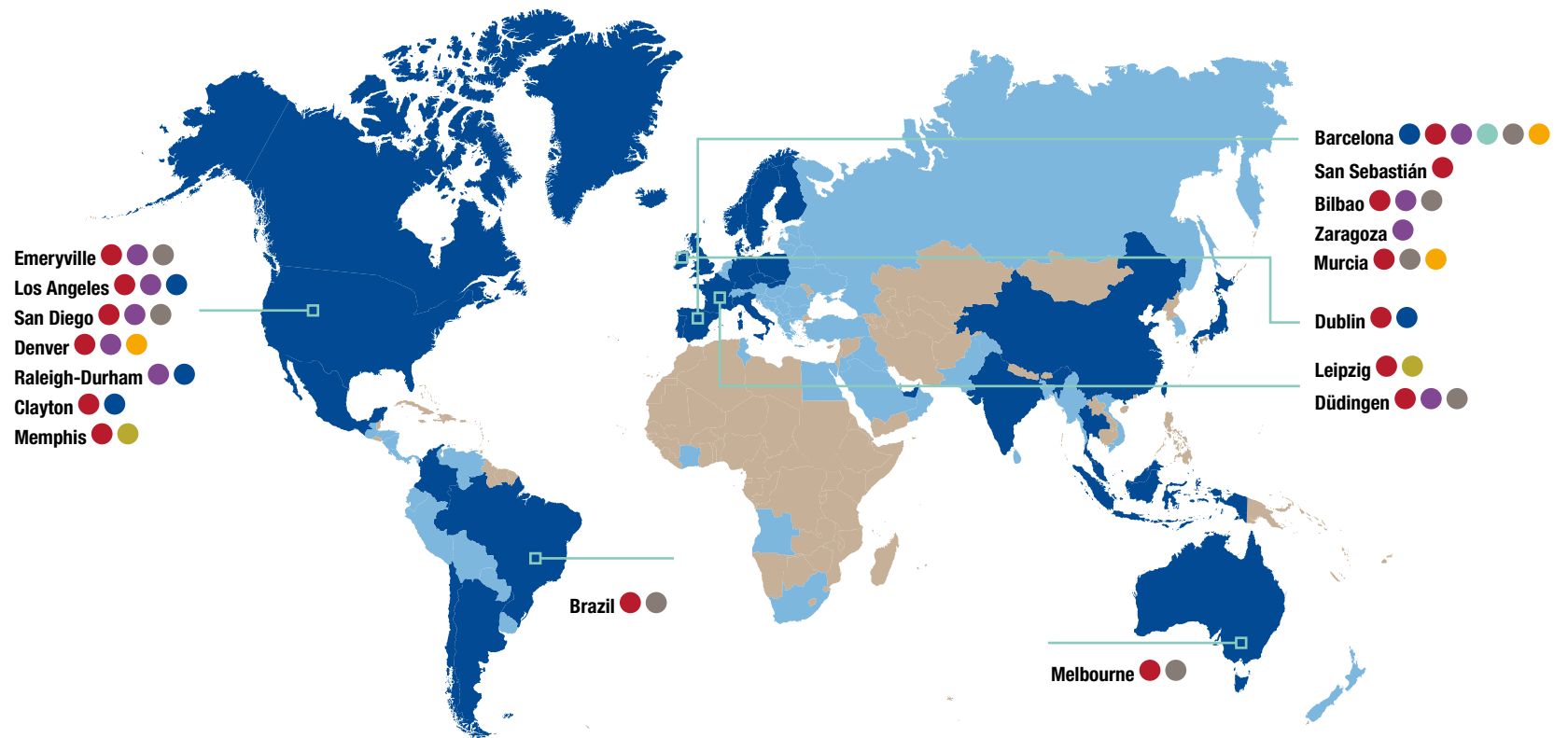
8

Hospital Division Centers

3

Bio Supplies Division Centers

2



● GRIFOLS SUBSIDIARIES
● DISTRIBUTORS

U.S. and Canada

M€

3,391

66.5% of revenues

European Union

M€

857

16.8% of revenues

ROW

M€

851

16.7% of revenues

► BREAKDOWN OF GRIFOLS' SOCIO-ECONOMIC IMPACT BY COUNTRY

	Spain	Ireland	Germany: Except plasma centers	Germany: plasma centers	Total Germany	% of plasma centers in Germany
Economic impact (Millions of euros)						
Direct	810	85	65	109	175	63%
Indirect	401	44	34	55	90	62%
Induced	459	56	37	63	100	63%
Total impact	1,670	185	137	228	364	63%
Impact on the employment (n° people)						
Direct	4,134	213	135	1,236	1,371	90%
Indirect	7,431	497	504	1,112	1,616	69%
Induced	2,192	137	164	274	438	63%
Total employment	13,757	847	803	2,622	3,425	77%

	U.S.: Except plasma centers	U.S.: plasma centers	Total U.S.	% in plasma centers
Economic impact (Millions of dollars)				
Direct	1,756	1,906	3,662	52%
Indirect	784	864	1,648	52%
Induced	760	865	1,626	53%
Total impact	3,301	3,635	6,936	52%
Impact on the employment (n° people)				
Direct	4,404	13,046	17,450	75%
Indirect	37,075	68,867	105,942	65%
Induced	2,956	3,353	6,309	53%
Total employment	44,435	85,266	129,702	66%

GRIFOLS

www.grifols.com